

Keysight 11852B Minimum Loss Pad

User's and
Service Guide

Notices

Copyright Notice

© Keysight Technologies 2014 - 2019

No part of this manual may be reproduced in any form or by any means (including electronic storage and retrieval or translation into a foreign language) without prior agreement and written consent from Keysight Technologies as governed by United States and international copyright laws.

Manual Part Number

11852-90009

Edition

Edition 2, January 29, 2019

Printed in:

Printed in Malaysia

Published by:

Keysight Technologies
Bayan Lepas Free Industrial Zone,
11900 Penang, Malaysia

Technology Licenses

The hardware and/or software described in this document are furnished under a license and may be used or copied only in accordance with the terms of such license.

Declaration of Conformity

Declarations of Conformity for this product and for other Keysight products may be downloaded from the Web. Go to <http://www.keysight.com/go/conformity>. You can then search by product number to find the latest Declaration of Conformity.

U.S. Government Rights

The Software is "commercial computer software," as defined by Federal Acquisition Regulation ("FAR") 2.101. Pursuant to FAR 12.212 and 27.405-3 and Department of Defense FAR Supplement ("DFARS") 227.7202, the U.S. government acquires commercial computer software under the same terms by which the software is customarily provided to the public. Accordingly, Keysight provides the Software to U.S. government customers under its standard commercial license, which is embodied in its End User License Agreement (EULA), a copy of which can be found at <http://www.keysight.com/find/sweula>. The license set forth in the EULA represents the exclusive authority by which the U.S. government may use, modify, distribute, or disclose the Software. The EULA and the license set forth therein, does not require or permit, among other things, that Keysight: (1) Furnish technical information related to commercial computer software or commercial computer software documentation that is not customarily provided to the public; or (2) Relinquish to, or otherwise provide, the government rights in excess of these rights customarily provided to the public to use, modify, reproduce, release, perform, display, or disclose commercial computer software or commercial computer software documentation. No additional government requirements beyond those set forth in the EULA shall apply, except to the extent that those terms, rights, or licenses are explicitly required from all providers of commercial computer software pursuant to the FAR and the DFARS and are set forth specifically in writing elsewhere in the EULA. Keysight shall be under no obligation to update, revise or otherwise modify the Software. With respect to any technical data as defined by FAR 2.101, pursuant to FAR 12.211 and 27.404.2 and DFARS 227.7102, the U.S. government acquires no greater than Limited Rights as defined in FAR 27.401 or DFAR 227.7103-5 (c), as applicable in any technical data.

Warranty

THE MATERIAL CONTAINED IN THIS DOCUMENT IS PROVIDED "AS IS," AND IS SUBJECT TO BEING CHANGED, WITHOUT NOTICE, IN FUTURE EDITIONS. FURTHER, TO THE MAXIMUM EXTENT PERMITTED BY APPLICABLE LAW, KEYSIGHT DISCLAIMS ALL WARRANTIES, EITHER EXPRESS OR IMPLIED, WITH REGARD TO THIS MANUAL AND ANY INFORMATION CONTAINED HEREIN, INCLUDING BUT NOT LIMITED TO THE IMPLIED WARRANTIES OF MERCHANTABILITY AND FITNESS FOR A PARTICULAR PURPOSE. KEYSIGHT SHALL NOT BE LIABLE FOR ERRORS OR FOR INCIDENTAL OR CONSEQUENTIAL DAMAGES IN CONNECTION WITH THE FURNISHING, USE, OR PERFORMANCE OF THIS DOCUMENT OR OF ANY INFORMATION CONTAINED HEREIN. SHOULD KEYSIGHT AND THE USER HAVE A SEPARATE WRITTEN AGREEMENT WITH WARRANTY TERMS COVERING THE MATERIAL IN THIS DOCUMENT THAT CONFLICT WITH THESE TERMS, THE WARRANTY TERMS IN THE SEPARATE AGREEMENT SHALL CONTROL.

Safety Information

CAUTION







A CAUTION notice denotes a hazard. It calls attention to an operating procedure, practice, or the like that, if not correctly performed or adhered to, could result in damage to the product or loss of important data. Do not proceed beyond a CAUTION notice until the indicated conditions are fully understood and met.

WARNING



A WARNING notice denotes a hazard. It calls attention to an operating procedure, practice, or the like that, if not correctly performed or adhered to, could result in personal injury or death. Do not proceed beyond a WARNING notice until the indicated conditions are fully understood and met.

Safety Symbols

The following symbols on the instrument and in the documentation indicate precautions which must be taken to maintain safe operation of the instrument.

	<p>When you see this symbol on your instrument, you should refer to the instrument's instruction manual for important information.</p>		<p>This symbol indicates hazardous voltages.</p>
	<p>The laser radiation symbol is marked on products that have a laser output.</p>		<p>This symbol indicates that the instrument requires alternating current (ac) input.</p>
	<p>This symbol indicates that the power line switch is ON.</p>		<p>This symbol indicates that the power line switch is OFF or in STANDBY position.</p>

Regulatory Markings

	<p>The CE mark is a registered trademark of the European Community. This CE mark shows that the product complies with all the relevant European Legal Directives.</p>		<p>The CSA mark is a registered trademark of the Canadian Standards Association.</p>
<p>ISM 1-A</p>	<p>This text indicates that the instrument is an Industrial Scientific and Medical Group 1 Class A product (CISPER 11, Clause 4).</p>		

Waste Electrical and Electronic Equipment (WEEE) Directive

This instrument complies with the WEEE Directive marking requirement. This affixed product label indicates that you must not discard this electrical or electronic product in domestic household waste.

Product category:

With reference to the equipment types in the WEEE directive Annex 1, this instrument is classified as a “Monitoring and Control Instrument” product.

The affixed product label is as shown below.



Do not dispose in domestic household waste.

To return this unwanted instrument, contact your nearest Keysight Service Center, or visit <http://about.keysight.com/en/companyinfo/environment/takeback.shtml> for more information.

Sales and Technical Support

To contact Keysight for sales and technical support, refer to the support links on the following Keysight websites:

- www.keysight.com/find/adapters
(product-specific information and support, software and documentation updates)
- www.keysight.com/find/assist
(worldwide contact information for repair and service)

Table of Contents

Safety Symbols	3
Regulatory Markings	3
Waste Electrical and Electronic Equipment (WEEE) Directive	4
Product category:	4
Sales and Technical Support	4
List of Figures	7
List of Tables	9
General Information	11
Description	11
Operating Characteristics	12
Physical Characteristics	12

THIS PAGE HAS BEEN INTENTIONALLY LEFT BLANK.

List of Figures

Figure 1 11852B minimum loss pad 11

THIS PAGE HAS BEEN INTENTIONALLY LEFT BLANK.

List of Tables

Table 1	Operating characteristics	12
Table 2	Physical characteristics	12

THIS PAGE HAS BEEN INTENTIONALLY LEFT BLANK.

General Information

To obtain optimum performance from this minimum loss pad, observe these simple precautions.

- Make connections carefully to avoid misalignment and connector damage or inaccurate measurements.
- Keep the connectors free of dirt and metallic particles.
- For information on connector cleaning and care, refer to Keysight Technologies' Microwave Connector Care Manual.

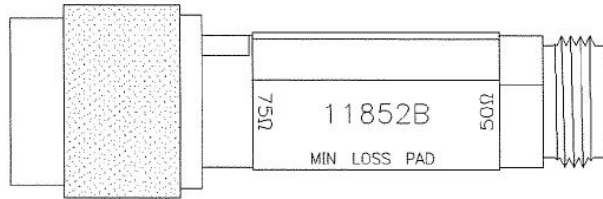


Figure 1 11852B minimum loss pad

Description

The 11852B minimum loss pad is a 50Ω to 75Ω or 75Ω to 50Ω impedance converter with type-N connectors. The standard 11852B has a female 50Ω and a male 75Ω connector. The 11852B Option 004 has a male 50Ω and a female 75Ω connector. [Figure 1](#) is a representation of a standard 11852B.

CAUTION

Mating a 50Ω male connector with a 75Ω female connector will destroy the 75Ω connector.

Operating Characteristics

Table 1 Operating characteristics

Characteristic	Description
Frequency range	dc to 3.0 GHz
Nominal insertion loss	5.7 dB
Return loss 75 Ω side (50 Ω side terminated)	≥ 32 dB, dc to 2 GHz ≥ 27 dB, 2 GHz to 3 GHz
Return loss 50 Ω side (75 Ω side terminated)	≥ 32 dB, dc to 2 GHz ≥ 27 dB, 2 GHz to 3 GHz
Maximum input power	250 mW (+24 dBm)

Physical Characteristics

Table 2 Physical characteristics

Characteristic	Description
Standard connectors	50 Ω type-N (f), 75 Ω type-N (m)
Option 004 connectors	75 Ω type-N (f), 50 Ω type-N (m)
Net weight	0.11 kg (4 oz)
Shipping weight	0.26 kg (9 oz)
Diameter	14 mm (0.6 in)
Length	70 mm (2.8 in)
Female center conductor protrusion	0.204 to 0.207 inch
Male center conductor protrusion	0.208 to 0.211 inch



This information is subject to change without notice. Always refer to the Keysight website for the latest revision.

© Keysight Technologies 2014 - 2019
Edition 2, January 29, 2019

Printed in Malaysia



11852-90009

www.keysight.com