



Agilent U1610A/U1620A Handheld Digital Oscilloscope

Data Sheet

Features

- 100/200 MHz bandwidth with two isolated channels
- 5.7-inch VGA TFT LCD display with 3 selectable viewing modes (indoor, outdoor and night vision)
- 2 Mpts memory depth and 2 GSa/s sampling rate allows detailed analysis of captured glitches
- 10,000-count resolution on DMM display
- Channel-to-channel isolation with CAT III 600 V safety ratings
- Data logging capability to PC
- 10 selectable languages on the User Interface (UI) system



Indoor viewing mode

Night vision viewing mode

Retool your expectations in the world's first VGA display handheld oscilloscope with two isolated channels

The U1610A/U1620A is the world's first handheld oscilloscope with a VGA display. This 100/200 MHz handheld oscilloscope offers a floating measurement capability with two CAT III 600 V isolated channels. With up to 2 GSa/s sampling rate and 2 Mpts memory depth, it captures more waveforms from signals such as pulse width modulated circuit, in rush, transient, and motor start up sequences. The benchtop-like display and dual window zoom allow you to easily identify problem areas and zoom in for more detailed analysis. Now, you can view signals in detail and detect glitches easily.



Agilent Technologies

5.7-inch VGA display with 3 selectable viewing modes

Visualizing electrical waveforms has never been in such clarity. Our U1610A/U1620A oscilloscope comes with a 5.7-inch VGA TFT LCD display that enables clear viewing of measurements on-site and on the field. With the option of up to three viewing modes, users can now view waveforms under all lighting conditions, including in indoor, outdoor or dark environments. All three viewing modes have predefined contrast levels for customized lighting conditions and optimized battery life.

Indoor mode

The indoor mode has high contrast and brightness levels to clearly distinguish waveforms under an indoor light environment. Engineered with a VGA TFT LCD screen, users can now view the display across wide viewing angles for more efficient troubleshooting task.




Figure 1. Indoor mode for clear distinct readings

Outdoor mode

When performing field work in an outdoor environment, users can easily switch to this viewing mode via a set of accessible soft keys. This mode works in an anti-glare mechanism; it filters out excessive sunlight, hence reducing the risk of misreading or misinterpreting measurements.



Figure 2. Outdoor mode that is sunlight viewable

Night vision mode

The night vision mode is tailored to be viewable under subdued lighting by enabling high contrast levels between the screen background and waveforms. With a single press of button, this mode is activated and the screen automatically adjusts with proper colour correction-creating clear contrasts between the waveforms against the dark environment. This mode is useful when measuring high speed signals, particularly in non-repetitive signals.

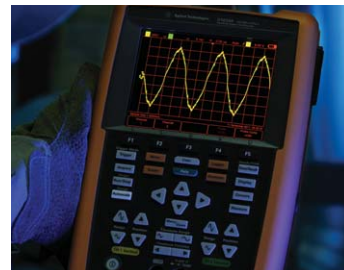


Figure 3. Night vision mode for performing tasks in a poorly lit environment

2 Mpts memory depth and 2 GSa/s sampling rate allows detailed analysis of captured glitches

A good oscilloscope must be accompanied with even better specifications for an in-depth analysis of captured glitches. With deep memory of 2 Mpts and sampling rate of 2 GSa/s, non-repeating signals can be captured over a wider time base. What's more, its dual window zoom feature allows you to work more productively by simultaneously viewing signals captured over a period of time and zooming into the most subtle details.

Channel-to-channel isolation with CAT III 600 V safety ratings

The U1610/U1620A extends the maximum input rating to cater for high voltage measurement and transient voltages which are recordable via a handheld oscilloscope. Equipped with the most robust isolation topology, technicians can now measure signals in the field and perform floating measurements. This type of isolation enables each channel to be individually isolated from one another and from other non-isolated system components.

Up to 10 selectable languages programmed in the scope

The U1610A/U1620A is programmed with up to 10 selectable languages (English, French, German, Italian, Spanish, Portuguese, Traditional and Simplified Chinese, Japanese and Korean) on the User Interface (UI) system and help menu. The diverse range of languages offered here gives users the choice to operate the unit in the language that they are most comfortable in.

Front panel description



Figure 4. The U1620A as shown

Specifications

	U1610A	U1620A
Specification		
Vertical system		
Bandwidth (-3 dB) ¹	100 MHz	200 MHz
DC vertical gain accuracy ¹	± 4% of full scale	
	Full scale is equivalent to 8 div	
Dual cursor accuracy ¹	± {DC vertical gain accuracy + 0.4% full scale (~1 least significant bit (LSB))}	
	± {4% full scale ± 0.4% full scale (~1 LSB)}	
Characteristic		
Acquisition		
Maximum sample rate	1 GSa/s interleaved, 500 MSa/s per channel	2 GSa/s interleaved, 1 GSa/s per channel
Maximum waveform memory depth	120 Kpts/channel (interleave), 60 Kpts/channel (non-interleave)	2 Mpts/channel (interleave), 1 Mpts/channel (non-interleave)
Vertical resolution	8 bits	
Peak detection	> 10 ns	> 5 ns
Average	Selectable from 2 to 8192 in powers-of-2 increments	
Filter	10 kHz and 20 MHz bandwidth limiters	
Interpolation	(Sin x)/x	
Vertical system		
Analog channels	Channel 1 and Channel 2 simultaneous acquisition	
Calculated rise time	3.50 ns typical	1.75 ns typical
Vertical scale	2 mV/div to 50 V/div	
Maximum input	CAT III 600 V (with 10:1 probe)	
	CAT III 300 V (direct)	
Offset (position) range	± 4 div	
Dynamic range	± 8 div	
Input impedance	1 MΩ ± 1% ≈ 22 pF ± 3 Pf	
Coupling	DC, AC	
Bandwidth limit	10 kHz and 20 MHz (selectable)	
Channel-to-channel isolation (with channels at the same V/div)	CAT III 600 V	
Probes	U1560-60002 1:1 passive probe	
	U1561-60002 10:1 passive probe	
	U1562-60002 100:1 passive probe	
Probe attenuation factors	1x, 10x, 100x	
Probe compensation output	5 V _{pp} , 1 kHz	
Noise peak-to-peak (typical)	3% of full scale or 5 mV _{pp} , whichever greater	
DC vertical offset (position) accuracy	± 0.1 div ± 2 mV ± 1.6% offset value	
Single cursor accuracy	± {DC vertical gain accuracy + DC vertical offset accuracy + 0.2% full scale (~½ least significant bit (LSB))}	
	± {4% full scale ± 0.1 div ± 2 mV ± 1.6% offset value + 0.2% full scale (~½ LSB)}	

Specifications (continued)

	U1610A	U1620A
Characteristic (continued)		
Horizontal system		
Range	5 ns/div to 50 s/div	2 ns/div to 50 s/div
Resolution	100 ps for 5 ns/div	40 ps for 2 ns/div
Timebase accuracy	25 ppm	
Reference position	Left, center, right	
Delay range (pre-trigger)	1 screen width or 120 μ s (whichever less)	1 screen width or 1 ms (whichever less)
Delay range (post-trigger)	50 ms to 500 s	20 ms to 500 s
Delay resolution	100 ps for 5 ns/div	40 ps for 2 ns/div
Delay time measurement accuracy	Same channel: $\pm 0.0025\%$ reading $\pm 0.17\%$ screen width ± 60 ps Channel-to-channel: $\pm 0.0025\%$ reading $\pm 0.17\%$ screen width ± 120 ps	
Modes	Main, zoom, XY, roll	
Horizontal pan and zoom	Dual window zoom	
Trigger system		
Sources	Channel 1, Channel 2, External	
Modes	Normal, Single, Auto	
Types	Edge, Glitch, TV, Nth Edge, CAN, LIN	
Autoscale	Finds or displays active channels, sets the edge trigger type on the highest numbered channel, and sets the vertical sensitivity on the scope channel timebase to display ~2 periods Requires > 10 mV _{pp} minimum voltage, 0.5% duty cycle, and > 50 Hz minimum frequency	
Holdoff time	60 ns to 10 s	
Range	± 6 div from center of screen	
Sensitivity	≥ 10 mV/div: 0.5 div < 10 mV/div: greater of 1 div or 5 mV	
Trigger level accuracy	± 0.6 div	
Coupling modes	AC (~10 Hz), DC, LF-Reject (~35 kHz), HF-Reject (~35 kHz)	
External trigger		
• Input impedance	1 M Ω \approx 10 pF	
• Maximum input	CAT III 300 V	
• Range	DC coupling: trigger level ± 5 V	
• Bandwidth	100 kHz	
Measurement		
Automatic measurements	Delay, duty cycle (+/-), fall/rise time, frequency, period, phase shift, T-max, T-min, width (+/-), amplitude, average, base, crest, cycle mean, maximum, minimum, overshoot, peak-to-peak, preshoot, standard deviation, top, Vrms (AC/DC), active/apparent/reactive power, power factor	
Waveform math functions	CH1 + CH2, CH1 - CH2, CH2 - CH1, CH1 \times CH2, CH1/CH2, CH2/CH1, d/dt (CH1), d/dt (CH2), \int (CH1)dt, \int (CH2)dt, FFT	
Cursors	Delta V: Voltage difference between cursors Delta T: Time difference between cursors	
FFT points	1024	
FFT windows	Rectangular, Hamming, Hanning, Blackman-Harris, Flattop	

Specifications (continued)

	U1610A	U1620A
Characteristic (continued)		
Display system		
Display	5.7" TFT LCD VGA Color (outdoor readable)	
Resolution	VGA (screen area): 640 vertical by 480 horizontal	
Control	Vectors on/off, sin x/x interpolation on/off, infinite persistence on/off, backlight intensity, color scheme, clear display	
Real-time clock	Date and time (adjustable)	
Language	10 languages (selectable)	
Built-in help system	Functional quick help displayed by pressing the [Help] button	
Storage system		
Save/recall (non-volatile)	10 setups and waveforms can be saved and recalled internally	
Storage mode	USB 2.0 full speed host port	
	Image formats: .bmp (8-bit, 24-bit) and .png (24-bit)	
	Data format: .csv	
I/O	USB 2.0 full-speed host, USB 2.0 full-speed client	
Printer compatibility ²	PCL Inkjet, PCL Laser	

1. Denotes warranted specifications, all others are typical. Specifications are valid after a 30-minute warm-up period and within 23 ± 10 °C of last calibration temperature.

2. For a list of compatible printers, visit www.agilent.com/find/handheldscope-printers.

Digital multimeter specifications

- Accuracy is given as \pm (% of reading + counts of least significant digit) at $23\text{ }^{\circ}\text{C} \pm 5\text{ }^{\circ}\text{C}$, with relative humidity $< 80\text{ RH}$.
- AC V specifications are AC coupled, true RMS and are valid from 5% to 100% of range.

Maximum reading					
10,000 counts with automatic polarity indication					
Voltage					
CAT II 1000 V or CAT III 600 V					
Function	Range	Resolution	Accuracy	Input impedance (nominal)	Test current
DCV	1000.0 mV	0.1 mV	0.09% + 5	11.11 M Ω	
	10.000 V	0.001 V	0.09% + 2	10.10 M Ω	
	100.00 V	0.01 V		10.01 M Ω	
	1000.0 V ²	0.1 V	0.15% + 5		
ACV	1000.0 mV	0.1 mV	1% + 5 (40 to 500 Hz)	10.00 M Ω	
			2% + 5 (500 Hz to 1 kHz)		
	10.000 V 100.00 V	0.001 V 0.01V	1% + 5 (40 to 500 Hz)		
			1% + 5 (500 Hz to 1 kHz)		
	1000.0 V ²	0.1 V	2% + 5 (1 to 2 kHz)		
			1% + 5 (40 to 500 Hz)		
ACV + DCV	1000.0 mV	0.1 mV	1% + 5 (500 Hz to 1 kHz)	10.00 M Ω	
			2.1% + 10 (500 Hz to 1 kHz)		
	10.000 V 100.00 V	0.001 V 0.01 V	1.1% + 7 (40 to 500 Hz)		
			1.1% + 7 (500 Hz to 1 kHz)		
	1000.00 V ²	0.1 V	2% + 5 (1 to 2 kHz)		
			1.2% + 10 (40 to 500 Hz)		
Diode ³	1 V	0.001 V	0.3% + 2	~0.5 mA	
			Beeper $< \sim 50\text{ mV}$, Single tone for normal forward-biased diode or semiconductor junction of $0.3\text{ V} \leq \text{reading} \leq 0.8\text{ V}$ ⁸		
Instant continuity ³		Continuous beep when resistance $< 10\ \Omega$ ⁸			
Resistance	1000.00 Ω ⁴	0.1 Ω	0.3% + 3	0.5 mA	
	10.000 k Ω ⁴	0.001 k Ω		50 μA	
	100.00 k Ω	0.01 k Ω		4.91 μA	
	1000.0 k Ω	0.1 k Ω		447 nA	
	10.000 M Ω	0.001 M Ω		112 nA	
	100.00 M Ω ⁵	0.01 M Ω		112 nA	
Capacitance	1000.0 nF	0.1 nF	1.2% + 4 ⁶		
	10.000 μF	0.001 μF			
	100.00 μF	0.01 μF			
	1000.0 μF	0.1 μF	2% + 4 ⁶		
	10.000 mF	0.001 mF			

Digital multimeter specifications (continued)

Maximum reading		10,000 counts with automatic polarity indication			
Voltage		CAT II 1000 V or CAT III 600 V			
Function	Range	Resolution	Accuracy	Input impedance (nominal)	Test current
Temperature ³	-50 to 1000 °C	1 mV/°C	-50 to -21 °C	2.5% + 2 °C ⁷	
			-20 to 350 °C	0.5% + 2 °C ⁷	
			351 to 500 °C	1.75% + 2 °C ⁷	
			501 to 1000 °C	2% + 2 °C ⁷	
	-58 to 1832 °F	1 mV/°F	-58 to -5.8 °F	2.5% + 3.6 °F ⁷	
			-4 to 662 °F	0.5% + 3.6 °F ⁷	
			664 to 932 °F	1.75% + 3.6 °F ⁷	
			933 to 1832 °F	2% + 3.6 °F ⁷	
Frequency ³	100.00 Hz	0.01 Hz	0.03% + 3		
	1000.0 Hz	0.1 Hz			
	10.000 kHz	0.001 kHz			
	100.00 kHz	0.01 kHz			
	1000.0 kHz	0.1 kHz			

1. Only allowed to measure up to CAT III 600 V if referring to GND.
2. Only allowed for floating voltage.
3. Denotes typical specifications, all others are warranted.
4. The accuracy is specified after the Null function is used to subtract the test lead resistance and thermal effect.
5. RH is specified for < 60%. The temperature coefficient is 0.15 × specified accuracy as > 50 MΩ.
6. The accuracy is based on film capacitors or better and uses the Relative mode for residual values.
7. The accuracy is based on using the Null function to reduce the thermal effect.
8. Denotes characteristics.

General specifications







Power supply	
Power adapter	Line voltage range: 50/60 Hz, 100 to 240 VAC, 1.6 A Output voltage: 15 VDC, 4 A Installation Category II
Battery	Li-Ion rechargeable battery pack, 10.8 V Operating time: Up to 3 hours
Operating environment	
Temperature	0 to 50 °C (with battery only) 0 to 40 °C (with power adapter)
Humidity	0 to 80% RH (0 to 35 °C) 0 to 50% RH (35 to 40/50 °C) Altitude up to 2000 m Pollution degree 2
Storage compliance	
Temperature	-20 to 70 °C
Humidity	0 to 80% RH Altitude up to 15000 m
Shock	Tested to IEC 60068-2-27
Vibration	Tested to IEC 60068-2-6, IEC 60068-2-64
Safety compliance	IEC 61010-1:2001/EN 61010-1:2001 Canada: CAN/CSA-C22.2 No. 61010-1-04 USA: ANSI/UL 61010-1:2004
EMC compliance	IEC 61326-1:2005/EN 61326-1:2006 Australia/New Zealand: AS/NZS CISPR 11:2004 Canada: ICES/NMB-001:ISSUE 4, June 2006
IP rating	IP 41 ingress protection according to IEC 60529
Dimensions (W × H × D)	183 x 270 x 65 mm
Weight	< 2.5 kg
Warranty	3 years for main unit 3 months for standard shipped accessories unless otherwise stated

Ordering information

Standard shipped items

- Quick start guide, power adapter, Li-Ion battery pack, USB cable, test lead, 10:1 probe (2 sets), Certificate of Calibration (CoC).

Recommended accessories

Item	Description
U1560A Scope probe x1 CAT III 300 V	<ul style="list-style-type: none">• Include ground alligator clip and hook clip, rated CAT III 300 V 
U1562A Scope probe x100 CAT III 600 V	<ul style="list-style-type: none">• Include ground alligator clip and hook clip, rated CAT III 600 V 
U1572A Li Polymer battery pack	<ul style="list-style-type: none">• 4,800 mAh, 10.8• Compatible with U1610A/20A handheld oscilloscope 
U1573A Desktop charger & Li Polymer battery pack	<ul style="list-style-type: none">• 4,800 mAh, 10.8 V• Compatible with U1610A/20A handheld oscilloscope 
U1575A Desktop charger	<ul style="list-style-type: none">• 2-output 3 A battery charger• Dimensions (W x H x D): 4.89 x 2.30 x 6.89 inches 
U1591A Soft carrying case	<ul style="list-style-type: none">• Soft carrying case with backpack and shoulder strap• Dimension (W x H x D): 15.7 x 12.6 x 3.9 inches 



Agilent Email Updates

www.agilent.com/find/emailupdates

Get the latest information on the products and applications you select.



www.lxistandard.org

LAN extensions for Instruments puts the power of Ethernet and the Web inside your test systems. Agilent is a founding member of the LXI consortium.

Agilent Channel Partners

www.agilent.com/find/channelpartners

Get the best of both worlds: Agilent's measurement expertise and product breadth, combined with channel partner convenience.



Agilent Advantage Services is committed to your success throughout your equipment's lifetime. To keep you competitive, we continually invest in tools and processes that speed up calibration and repair and reduce your cost of ownership. You can also use Infoline Web Services to manage equipment and services more effectively. By sharing our measurement and service expertise, we help you create the products that change our world.

www.agilent.com/find/advantageservices



www.agilent.com/quality

www.agilent.com

www.agilent.com/find/handheldscope

www.agilent.com/find/U1600

For more information on Agilent Technologies' products, applications or services, please contact your local Agilent office. The complete list is available at:

www.agilent.com/find/contactus

Americas

Canada	(877) 894 4414
Brazil	(11) 4197 3600
Mexico	01800 5064 800
United States	(800) 829 4444

Asia Pacific

Australia	1 800 629 485
China	800 810 0189
Hong Kong	800 938 693
India	1 800 112 929
Japan	0120 (421) 345
Korea	080 769 0800
Malaysia	1 800 888 848
Singapore	1 800 375 8100
Taiwan	0800 047 866
Other AP Countries	(65) 375 8100

Europe & Middle East

Belgium	32 (0) 2 404 93 40
Denmark	45 45 80 12 15
Finland	358 (0) 10 855 2100
France	0825 010 700*
	*0.125 €/minute
Germany	49 (0) 7031 464 6333
Ireland	1890 924 204
Israel	972-3-9288-504/544
Italy	39 02 92 60 8484
Netherlands	31 (0) 20 547 2111
Spain	34 (91) 631 3300
Sweden	0200-88 22 55
United Kingdom	44 (0) 118 927 6201

For other unlisted countries:

www.agilent.com/find/contactus

Revised: January 6, 2012

Product specifications and descriptions in this document subject to change without notice.

© Agilent Technologies, Inc. 2012
Published in USA, January 10, 2012
5990-9523EN



Agilent Technologies